Cylinder Accessories

ENERPAC
POWERFUL SOLUTIONS. GLOBAL FORCE.

▼ SELECTION CHART

For use with Cylinder Capacity ton (kN)	Saddles			Base Plate	Mounting Block	Clevis Eyes	
	Flat	Grooved [1]	Tilt			Base [4]	Plunger
5 (45)	A-53F [2]	A-53G [2]	–	–	RB-5 [2], AW-51[2], AW-53[2]	REB-5 [2]	REP-5 [2]
10 (101)	A-12[5], A-102F[3]	A-102G [3]	CAT-10 [3]	JBI-10	RB-10, AW-102	REB-10	REP-10 [3]
15 (142)	–	A-152G	CAT-10	–	RB-15	REB-15	REP-10
25 (232)	A-29 [5]	A-252G	CAT-50	JBI-25	RB-25	REB-25	REP-25
30 (295)	A-29 [5]	A-252G	CAT-50	–	RB-25	–	REP-25
50 (498)	–	–	CAT-100	JBI-50	–	–	–
75 (718)	–	–	CAT-100	–	–	–	–
95 (933)	–	–	CAT-100	–	–	–	–

[1] Standard on 5-30 ton RC-cylinders [2] Except RC-50 [3] Except RC-101 [4] Mounting screws are included. [5] Used with Bender Sets.

▼ DIMENSION CHARTS

Model Number	Saddle Dimensions (mm)		
	A	B	C
	Flat		
A-53F	25	6	17
A-102F	35	6	22
A-12	51	48	1"-8 UNC
A-29	51	48	1½"-16 UNC
	Grooved		
A-53G	25	6	17
A-102G	35	6	22
A-152G	38	9	22
A-252G	50	9	35

A-53F, A-102F

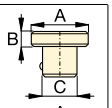

A-12, A-29

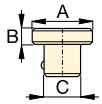

Model Number	Tilt Saddle Dimensions (mm)		
	A	B	C
	Tilt		
CAT-10	35	15	22
CAT-50	50	23	35
	Tilt		
CAT-100	71	24	–

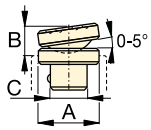

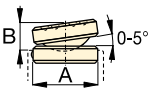

Model Number	Base Plate Dimensions Dimensions (mm)				
	A	B	C	D	E
JBI-10	228	228	135	58	20
JBI-25	279	279	140	86	26
JBI-50	304	15	95	131	31

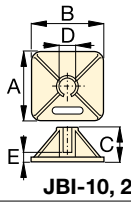

JBI-10, 25

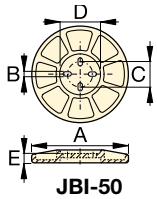

JBI-50

Model Number	Mounting Block Dimensions (mm)							
	A	B	C	D	E	F	G	H
RB-5	1½"-16UN	88	76	–	25	–	–	–
AW-51	1½"-16UN	70	59	10	24	54	¼"-16 UN	41
AW-53	1½"-16UN	72	7	7	19	57	¼"-20 UN	10
RB-10	2¼"-14UN	114	88	–	25	–	–	–
AW-102	2¼"-14UN	100	82	16	30	76	7/16"-20 UN	58
RB-15	2¾"-16UN	101	114	–	38	–	–	–
RB-25	3 5/16"-12UN	127	165	–	50	–	–	–

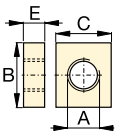

RB-5, -10
RB-15, -25

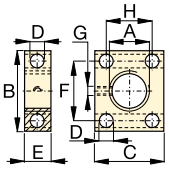

AW-51

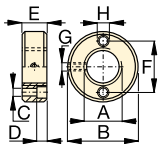

AW-53

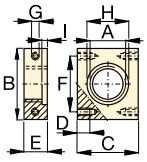

AW-102 (l=4,8)

Type	Model Number	Clevis Eye Dimensions (mm)						Pin-to-Pin * (mm)
		A	B	C	D	E	F	
Base [4]	REB-5	44	47	14	16	16	25	60,2
	REB-10	63	66	25	22	25	35	78,0
	REB-15	76	66	25	22	25	35	78,0
	REB-25	95	79	38	31	31	41	87,6
Plunger	REP-5	28	45	14	16	16	19	-
	REP-10	42	61	25	22	25	28	-
	REP-25	57	71	38	31	31	35	-

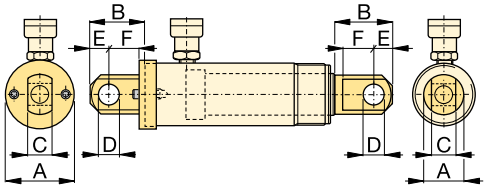

REB REP

[4] Mounting screws are included.

* Pin to Pin – REB and REP Clevises fitted. Add cylinder collapsed height.