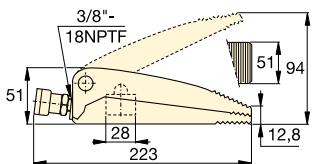


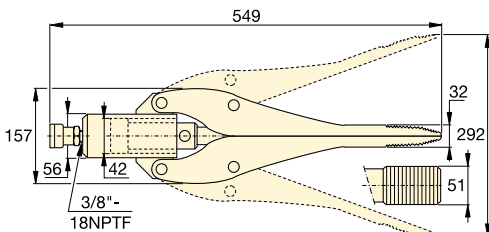
▼ Shown clockwise from top: WR-15, WR-5, A-92



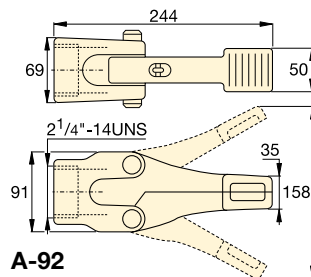
- **WR-5:** For use in very confined work areas
- **WR-15:** For long stroke spreading applications
- **Single-acting, spring return**
- **A-92, Spreader attachment:** threads on 10 ton RC-Series DUO cylinders (except RC-101).




WR-5



WR-15



A-92

Cylinder Capacity	Tip Clearance	Model Number	Maximum Spread	Cylinder Effective Area	Oil Capacity	
ton (kN)	(mm)		(mm)	(cm ²)	(cm ³)	(kg)
1,0 (8,9)	12,8	WR-5	94	6,5	10	2,3
0,75 (6)	32,0	WR-15	292	14,5	64	11,3
1,0 (8,9)	35,0	A-92	158	–	–	3,6

A, WR Series

Capacity:

0,75 - 1,0 ton

Tip Clearance:

12,8 - 35,0 mm

Maximum Spread:

94 - 292 mm

Maximum Operating Pressure:

700 bar



RC-Series DUO Cylinders

10 ton RC-Series DUO cylinders (except RC-101) fit into A-92 Spreader Attachment.

Page: **54**



Best Match Hand Pump

To power your WR-5, WR-15 and A-92 Spreader attachment the **P-392** Hand Pump is an ideal choice.

See www.enerpac.com or the Enerpac **E326e** catalogue for the full range of hand pump options.

Page: **54**

▼ A WR-5 wedgie cylinder is used to position a concrete block on a construction site.

